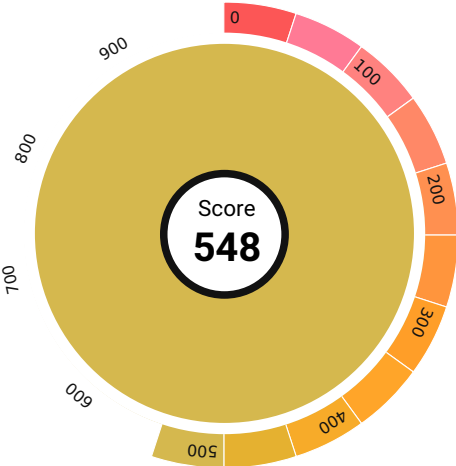
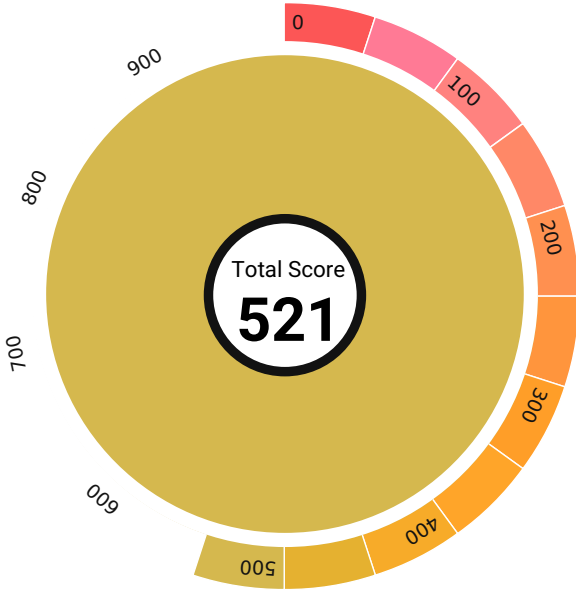
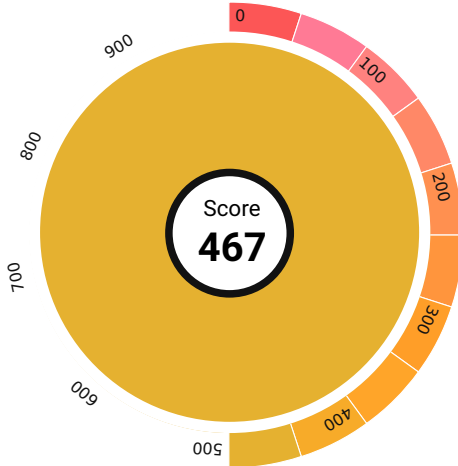


# Sustainability Tracker

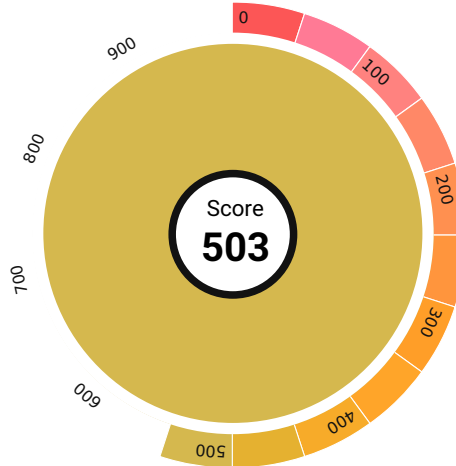
Tradesun, Inc.



Environmental



Social



Governance

---

## Indicative regulatory report

### Tradesun, Inc.

Registered office address

**2196 Carmel Valley Rd Ste D, Del Mar, United States, 92014-3766**

Score

**521**

Report number

**K-ZRLL-DKCV**




Report Date

**19-Jan-2024**

**An automated check of this company has found**







**SUSTAINABLE DEVELOPMENT GOALS**

Activity check against United Nations Sustainable Development Goals(SDGs).

	Business activity found to be associated with SDG. Negative impact identified.
	Business activity found to be associated with SDG. No negative impact.
	No business activity found to be associated with SDG.

Icc Dimension

	 1. No poverty	Socio-Economic
	 2. Zero hunger	Socio-Economic
	 3. Good health and well-being	Socio-Economic
	 4. Quality education	Socio-Economic
	 5. Gender equality	Socio-Economic
	 6. Clean water and sanitation	Environmental
	 7. Affordable and clean energy	Environmental
	 8. Decent work and economic growth	Socio-Economic
	 9. Industry, Innovation and Infrastructure	Socio-Economic
	 10. Reduced inequality	Socio-Economic
	 11. Sustainable cities and communities	Socio-Economic

	<input type="checkbox"/>	<p>12. Responsible consumption and production</p>	<p>Environmental</p>
	<input type="checkbox"/>	<p>13. Climate action</p>	<p>Environmental</p>
	<input type="checkbox"/>	<p>14. Life below water</p>	<p>Environmental</p>
	<input type="checkbox"/>	<p>15. Life on land</p>	<p>Environmental</p>
	<input type="checkbox"/>	<p>16. Peace, justice and strong institutions</p>	<p>Socio-Economic</p>
	<input type="checkbox"/>	<p>17. Partnership for the goals</p>	<p>Socio-Economic</p>



## Goods and service check

Activity check against dual-use goods and products lists.



Business products or services identified as used for military purpose.



Business products or services identified as a dual-use Good and potentially used for military purpose.



Business products or services identified as non-dual-use Good.



82.11 - Combined office administrative service activities (NACE: 82.11)



## Dual use service check

Activity check against dual use services.




Business services identified as used for military purpose.



Business services identified as dual-use and potentially used for military purpose.

Did not identify any dual use services.



## Illegal logging check

Activity check against illegal logging.



Business products or services associated with an elevated risk of illegal logging.



Business products or services potentially associated with an elevated risk of illegal logging.

No exposure to illegal logging identified.

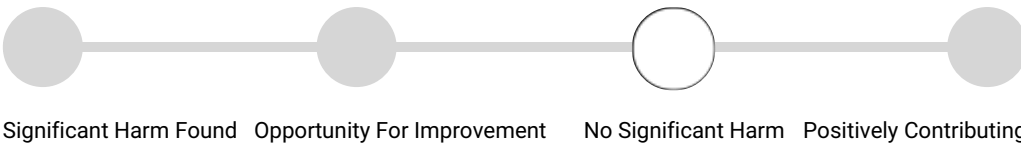


EU Taxonomy score

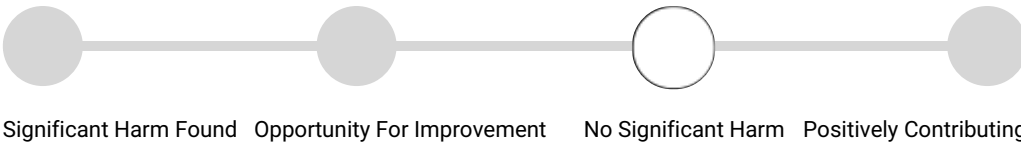
Activity check against EU Taxonomy Regulation.

- Activity found to cause significant Harm against corresponding EU Taxonomy Regulation.
- Activity found to cause significant harm against corresponding EU Taxonomy Regulation, but there is an opportunity for improvement.
- Activity found to positively contribute to corresponding EU Taxonomy Regulation.
- No significant harm found against corresponding EU Taxonomy Regulation.

Climate change mitigation





Climate change adaption



EU Taxonomy Regulation Do No Significant Harm(DNSH) score in detail

Neutral contributions






 Combined office administrative service activities						
Activity has a neutral impact for the EU Taxonomy objectives for Activity ID 'N'						
	Climate Mitigation	Circular Economy	Biodiversity	Water	Pollution Prevention	Climate Adaption
Climate Mitigation	<input checked="" type="checkbox"/>	<input type="checkbox"/>	<input type="checkbox"/>	<input type="checkbox"/>	<input type="checkbox"/>	<input type="checkbox"/>
Climate Adaption	<input type="checkbox"/>	<input type="checkbox"/>	<input type="checkbox"/>	<input type="checkbox"/>	<input type="checkbox"/>	<input checked="" type="checkbox"/>
















 Office administrative and support activities						
Activity has a neutral impact for the EU Taxonomy objectives for Activity ID 'N'						
	Climate Mitigation	Circular Economy	Biodiversity	Water	Pollution Prevention	Climate Adaption
Climate Mitigation	<input checked="" type="checkbox"/>	<input type="checkbox"/>	<input type="checkbox"/>	<input type="checkbox"/>	<input type="checkbox"/>	<input type="checkbox"/>
Climate Adaption	<input type="checkbox"/>	<input type="checkbox"/>	<input type="checkbox"/>	<input type="checkbox"/>	<input type="checkbox"/>	<input checked="" type="checkbox"/>



Sustainable Finance Disclosure Regulation

Activity check against Sustainable Finance Disclosure Regulation (SFDR) & Principle Adverse Impact (PAI) score, mapped using positive and negative SDGs.

-  Negative activity found towards corresponding SFDR.
-  Signs of both positive and negative activity found towards corresponding SFDR, but mostly negative.
-  Positive activity found towards corresponding SFDR.
-  Signs of balanced positive and negative activity found towards corresponding SFDR.
-  Not applicable to this company, or not enough information available.

 1a. GHG, Greenhouse Gas Emissions - by physical location	 8. Emissions to water
 1b. GHG, Green House Gas Emissions - by products & services	 9. Hazardous waste ratio
 2. Carbon footprint	 10. Violations of UN Global Compact principles and OECD Guidelines for Multinational Enterprises
 3. GHG intensity of investee companies	 11. Lack of processes and compliance mechanisms to monitor compliance
 4. Exposure to companies active in the fossil fuel sector	 12. Unadjusted gender pay gap
 5. Share of non-renewable energy consumption and production	 13. Board gender diversity
 6. Energy consumption intensity per high impact climate sector	 14. Exposure to controversial weapons
 7. Activities negatively affecting biodiversity-sensitive areas	



**Greenhouse Gases**

Activity check against Greenhouse Gases (GHG), Scope one, two and three.

	Positive activity found towards corresponding scope.
	Signs of both positive and negative activity found towards corresponding scope, but mostly negative.
	Negative activity found towards corresponding scope.
	Signs of balanced positive and negative activity found towards corresponding scope.
	Not applicable to this company, or not enough information available.

**Scope 1**

		Fuel Combustion
		Company Vehicles
		Fugitive Emissions

**Scope 2**

		Purchased Electricity, Heat And Steam
--	--	---------------------------------------

**Scope 3**

		Purchased Goods and Services for the 'Administrative and support services' sector
		Business Travel
		Employee Commuting
		Waste Disposal
		Use of Sold Products for the 'Administrative and support services' sector
		Transportation And Distribution



Investments



**Company Adverse News**

There is no data available.



Governance compliance

\* Data aggregated through open source information

**Board director genders are not publicly available**

**No sanctions found against the business**

**Director information was unavailable, sanctions have not been checked**

**Checked 1 goods and services**

**1 non dual use goods found**

**0 security risks found against the company website [www.tradesun.com](http://www.tradesun.com)**

**'[www.tradesun.com](http://www.tradesun.com)'**

The company does not comply with the following governance conditions

## Appendix



### United Nations Sustainable Development Goals(SDGs) scoring



1. No poverty

**All** 1 economic activities contribute a Neutral impact towards UN SDG-1



2. Zero hunger

**All** 1 economic activities contribute a Neutral impact towards UN SDG-2



3. Good health and well-being

**All** 1 economic activities contribute a Neutral impact towards UN SDG-3



4. Quality education

**All** 1 economic activities contribute a Neutral impact towards UN SDG-4



5. Gender equality

**All** 1 economic activities contribute a Neutral impact towards UN SDG-5



6. Clean water and sanitation

**All** 1 economic activities contribute a Neutral impact towards UN SDG-6




7. Affordable and clean energy

**All** 1 economic activities contribute a Neutral impact towards UN SDG-7



8. Decent work and economic growth


**All** 1 economic activities contribute a Positive impact towards UN SDG-8

 9. Industry, Innovation and Infrastructure


**82** 1 economic activities including NACE #82 'Office administrative, office support and other business support activities' contribute a positive impact towards SDG-9

**82.1** 1 economic activities including NACE #82.1 'Office administrative and support activities' contribute a positive impact towards SDG-9


**82.11** 1 economic activities including 82.11 contribute a neutral impact towards SDG-9

 10. Reduced inequality


**All** 1 economic activities contribute a Neutral impact towards UN SDG-10

 11. Sustainable cities and communities


**All** 1 economic activities contribute a Neutral impact towards UN SDG-11

 12. Responsible consumption and production


**All** 1 economic activities contribute a Neutral impact towards UN SDG-12

 13. Climate action

**All** 1 economic activities contribute a Neutral impact towards UN SDG-13

 14. Life below water

**All** 1 economic activities contribute a Neutral impact towards UN SDG-14

 15. Life on land

**All** 1 economic activities contribute a Neutral impact towards UN SDG-15



16. Peace, justice and strong institutions

**All** 1 economic activities contribute a Neutral impact towards UN SDG-16



17. Partnership for the goals

**All** 1 economic activities contribute a Neutral impact towards UN SDG-17



GHG Scope 3, Supply Chains



Use of Sold Products for the 'Administrative and support services' sector

20.83% of this supply chain score was influenced by the low GHG intensity economic activity: 'Administrative and support services'

11.48% of this supply chain score was influenced by the low GHG intensity economic activity: 'Financial and insurance activities'

9.17% of this supply chain score was influenced by the low GHG intensity economic activity: 'Wholesale and retail trade; repair of motor vehicles'

7.05% of this supply chain score was influenced by the low GHG intensity economic activity: 'Human health and social work activities'

7.04% of this supply chain score was influenced by the low GHG intensity economic activity: 'Professional, scientific and technical activities'

5.70% of this supply chain score was influenced by the low GHG intensity economic activity: 'Construction'

4.34% of this supply chain score was influenced by the low GHG intensity economic activity: 'IT and other information services'

3.88% of this supply chain score was influenced by the low GHG intensity economic activity: 'Land transport and transport via pipelines'

3.44% of this supply chain score was influenced by the low GHG intensity economic activity: 'Education'

2.89% of this supply chain score was influenced by the low GHG intensity economic activity: 'Warehousing and support activities for transportation'

An additional 24.20% of this supply chain score was influenced by 34 other sectors with less than 2.5% contribution each



Purchased Goods and Services for the 'Administrative and support services' sector

38.33% of this supply chain score was influenced by the low GHG intensity economic activity: 'Administrative and support services'

9.62% of this supply chain score was influenced by the low GHG intensity economic activity: 'Professional, scientific and technical activities'

7.97% of this supply chain score was influenced by the low GHG intensity economic activity: 'Financial and insurance activities'

5.68% of this supply chain score was influenced by the low GHG intensity economic activity: 'Wholesale and retail trade; repair of motor vehicles'

4.79% of this supply chain score was influenced by the low GHG intensity economic activity: 'Air transport'

3.96% of this supply chain score was influenced by the low GHG intensity economic activity: 'Accommodation and food service activities'

3.50% of this supply chain score was influenced by the low GHG intensity economic activity: 'IT and other information services'

An additional 26.13% of this supply chain score was influenced by 36 other sectors with less than 2.5% contribution each